NSAI Certification

ECE TYPE-APPROVAL CERTIFICATE

E24

Communication concerning: Approval granted
~~Approval extended~~
~~Approval refused~~
~~Approval withdrawn~~
~~Production definitively discontinued~~

of a type of ~~front position lamps, rear position lamps, stop lamps~~, direction indicators ~~and rear registration plate~~ illuminating devices for mopeds, motor cycles and vehicles treated as such pursuant to Regulation No. 50.

Approval No: ***E24*50R00/20*0395*00***

1.	Trade name or mark of the device:	***Custom Dynamics***
2.	Manufacturer's name for the type of device:	***DOT-A-ECE-1156***
3.	Manufacturer's name and address:	***Shanghai Jason Plastic Co., Ltd.*** ***B3, No. 108, Pengfeng Road, Malu Town,*** ***Jiading District, Shanghai, China***
4.	If applicable, name and address of manufacturer's representative:	***N/A***
5.	Submitted for approval on:	***06.05.2019***
6.	Technical service responsible for conducting approval tests:	***TÜV SÜD Auto Service GmbH*** ***Westendstraße 199*** ***D-80686 München***
7.	Date of test report issued by that service:	***06.05.2019***
8.	Number of report issued by that service:	***19-00550-CX-SHA-00***

NSAI, 1 Swift Square, Northwood, Santry, Dublin 9, Ireland. Telephone: (+353+1) 807 3800, Facsimile: 01-807 3844

Approval No: ***E24*50R00/20*0395*00***

9. Concise description[1]:

By category of lamp:	***Front direction indicator lamp category 11***
Colour of light emitted (~~red~~/ ~~white~~/amber):	***Amber***
Number and category(ies) of light source(s):	***24*LEDs***
Light source module: ~~yes~~/no[2]	***No***
Light source module specific identification code:	***N/A***
Geometrical conditions of installation and relating variations, if any:	***See manufacturer's information document***
Application of an electronic light source control gear/variable intensity control:	
(a) Being part of the lamp: ~~yes/no~~/not applicable:	***N/A***
(b) Being not part of the lamp: ~~yes/no~~/not applicable:	***N/A***
Input voltage(s) supplied by an electronic light source control gear/variable intensity control:	***N/A***
Electronic light source control gear/variable intensity control manufacturer and identification number (when the light source control gear is part of the lamp but is not included into the lamp body):	***N/A***
Only for limited mounting height of equal to or less than 750mm above the ground: ~~yes~~/no[2]	***No***
Function(s) produced by an interdependent lamp forming part of an interdependent lamp system:	
Front position lamp: ~~yes/~~no[2]	***No***
Rear position lamp: ~~yes/~~no[2]	***No***
Stop lamp: ~~yes~~/no[2]	***No***
Sequential activation of light sources (see paragraph 6.8. of this Regulation): ~~yes~~/no[2]	***No***

[1] For the purpose of this Regulation "being part of the lamp" means to be physically included in the lamp body or to be external, separated or not, but supplied by the lamp manufacturer as part of the lamp system. The functioning and installation conditions of these additional systems will be defined by special provisions."

NSAI, 1 Swift Square, Northwood, Santry, Dublin 9, Ireland. Telephone: (+353+1) 807 3800, Facsimile: 01-807 3844

Approval No: ***E24*50R00/20*0395*00***

10.	Position of the approval mark:	***On the lens***
11.	Reason(s) for extension (if applicable):	***N/A***
12.	Approval granted/~~extended/refused/withdrawn~~:	***Granted***
13.	Place:	***Dublin***
14.	Date:	***14th June, 2019***
15.	Signature:	

16. The list of documents deposited with the Administrative Service which has granted approval, is annexed and may be obtained on request.

NSAI, 1 Swift Square, Northwood, Santry, Dublin 9, Ireland. Telephone: (+353+1) 807 3800, Facsimile: 01-807 3844

Approval No: ***E24*50R00/20*0395*00***

Index to the Information Package

Date of issue:	***14th June, 2019***
Date of latest amendment:	***N/A***
Reason for extension/revision:	***N/A***

1. Additional conditions, and advisory notes on legal alternatives.

2. Test report(s)

- numbers(s):	***19-00550-CX-SHA-00***
- date of issue:	***06.05.2019***
- date of latest amendment:	***N/A***

3. Information document

- number(s):	***DOT-A-ECE-1156-00***
- date of issue:	***11.04.2019***
- date of latest amendment:	***N/A***
Documentation:	***14 pages***

NSAI, 1 Swift Square, Northwood, Santry, Dublin 9, Ireland. Telephone: (+353+1) 807 3800, Facsimile: 01-807 3844

Approval No: ***E24*50R00/20*0395*00***

Appendix: **Additional conditions, and advisory notes on legal alternatives.**

A: Additional conditions:

1. The device, type *DOT-A-ECE-1156*, shall be marked as prescribed in the regulation.
2. The attached technical report, with any of its attachments, forms part of this Type Approval certificate.
3. Each individual product from series production shall be to the measurements specified in the attached drawings, and shall be manufactured only from the materials specified in the Approval documents.
4. Changes in the product are permitted only with the explicit permission of NSAI. Breaches of this requirement will lead to a withdrawal of the Type Approval, and in addition may be subject to criminal prosecution.
5. This Type Approval will expire when it is surrendered by the holder, or withdrawn by NSAI, or when the approved type of product no longer conforms to legal requirements. The recall of the Type Approval can be issued by NSAI when the conditions required for the issuing or continuation of the Type Approval are no longer current, or when the Approval holder is in breach of the duties attached to the Type Approval, or when it is established that the approved type no longer meets the requirements of traffic safety.
6. NSAI may at any time check the correct performance of the duties imposed by the grant of this Type Approval, and in order to do so, may make tests, or have tests made.
7. Changes in the company name, address or manufacturing site, as well as in any of the sales or other agents specified in the issuing of the approval must immediately be notified to the NSAI.
8. The duties imposed by the issuing of this certificate are not transferable. The legal protection of third parties is not affected by this certificate.
9. When the manufacture or sale of the vehicle, system, component or separate technical unit has not been started within one year of the date of issue of this certificate, then NSAI is to be informed. This requirement also applies when the manufacture or sale has been halted for more than one year, or when it ought to have been halted for more than one year.The initial commencement of manufacture or sale, or the resumption of manufacture or sale, shall then be notified to NSAI within one month of commencement or resumption.

B : Legal Options

Any objection to the requirements set out in this certificate shall be made within one month of the date of issue. The objection shall be made, in writing, to NSAI in Dublin.

NSAI, 1 Swift Square, Northwood, Santry, Dublin 9, Ireland. Telephone: (+353+1) 807 3800, Facsimile: 01-807 3844

TÜV SÜD Auto Service GmbH
Westendstraße 199
D-80686 München

Auto Service

T E C H N I C A L R E P O R T

No.: 19-00550-CX-SHA-00

Test according to ECE regulation relating to

Front direction indicator lamp category 11

ECE Regulation No.: 50

supplement 20 to the 00 series of amendments

Approval status		
☒	Granting of a type approval	E24*50R00/20*0395*00
☐	Extension/correction to type approval no.	N/A

I. Technical description

0.1.	Make (trade name of manufacturer)	:	Custom Dynamics
0.2.	Type	:	DOT-A-ECE-1156
0.2.1.	Variants	:	N/A
0.3.	Means of identification of type	:	By digits and letters
0.4.	Concise description		
	By category of lamp	:	Front direction indicator lamp category 11
	Number and category(ies) of light source(s)	:	24*LED
	Colour of light emitted	:	Amber
	Light source module	:	No
	Light source module specific identification code	:	N/A
	Geometrical conditions of installation and relating variations, if any	:	See manufacturer's information document
	Application of an electronic light source control gear/variable intensity control		
	Being part of the lamp	:	N/A
	Being not part of the lamp	:	N/A
	Input voltage(s) supplied by an electronic light source control gear/ variable intensity control	:	N/A
	Electronic light source control gear/ variable intensity control manufacturer and identification number (when the light source control gear is part of the lamp but is not included into the lamp body)	:	N/A
	Only for limited mounting height of equal to or less than 750 mm above the ground	:	No

Function(s) produced by an interdependent lamp forming part of an interdependent lamp system:

Front position lamp	:	No
Rear position lamp	:	No
Stop lamp	:	No
Sequential activation of light sources (see paragraph 6.8. of this Regulation)	:	No

0.5.	Name and address of manufacturer	:	Shanghai Jason Plastic Co., Ltd. B3, No. 108, Pengfeng Road, Malu Town, Jiading District, Shanghai, China
0.8.	Address of assembly plant	:	See 0.5.
0.9.	Location of the approval mark	:	On the lens
0.10.	If applicable, name and address of the manufacturer's representative	:	N/A

II. Test record

1. Test conditions

1.1.	Technical data of the test samples	:	Two samples were tested. Sample No. 1, left side mounting. Sample No. 2, right side mounting. For information about the form of the lamp, the position of the reference point and the reference axis, see information document.
1.2.	Test procedures used	:	According to ECE Regulation No.: 50.00.
1.3.	Measuring and test equipment	:	Full automatic photometric test system for automobile lamps EVERFINE PHOTO-E-INFO CO.,LTD Type GO-HD5

2. Test results

2.1. General Specifications

The devices have been designed and constructed that in normal conditions of use, and notwithstanding the vibrations to which they may be subjected in such use, their satisfactory operation remains assured and they retain the characteristics prescribed by this Regulation.

No light source module or light generator is used.

2.2. Intensity of light emitted

2.2.1. Sample No. 1, left side mounting, 24 LEDs lit together, test voltage 13.5V.

No.	Point of the measurement		Limits [cd]		Measured values [cd]		Conclusion
			Min.	Max.	30 minutes	1 minute	
1	5L	10U	18.00	1000.00	297.97	304.84	Complies
2	5R	10U	18.00	1000.00	304.41	311.43	Complies
3	20R	5U	9.00	1000.00	127.50	130.44	Complies
4	10R	5U	18.00	1000.00	315.10	322.37	Complies
5	H	5U	63.00	1000.00	412.94	422.46	Complies
6	10L	5U	18.00	1000.00	300.34	307.27	Complies
7	20L	5U	9.00	1000.00	122.22	125.04	Complies
8	10L	V	31.50	1000.00	331.01	338.65	Complies
9	5L	V	81.00	1000.00	405.53	414.88	Complies
10	H	V	90.00	1000.00	425.31	435.12	Complies
11	5R	V	81.00	1000.00	416.40	426.00	Complies
12	10R	V	31.50	1000.00	338.05	345.85	Complies
13	20R	5D	9.00	1000.00	135.93	139.07	Complies
14	10R	5D	18.00	1000.00	325.76	333.27	Complies
15	H	5D	63.00	1000.00	437.20	447.28	Complies
16	10L	5D	18.00	1000.00	311.53	318.72	Complies
17	20L	5D	9.00	1000.00	126.88	129.81	Complies
18	5L	10D	18.00	1000.00	316.68	323.98	Complies
19	5R	10D	18.00	1000.00	306.98	314.06	Complies
20	All Directions Min		0.30	-	2.33	2.38	Complies
21	All Directions Max		-	1000.00	443.91	454.15	Complies

2.2.2. Sample No. 1, failed mode, 21 LEDs lit together, test voltage 13.5V.

No.	Point of the measurement		Limits [cd]		Measured values [cd]		Conclusion
			Min.	Max.	30 minutes	1 minute	
1	5L	10U	18.00	1000.00	252.71	258.48	Complies
2	5R	10U	18.00	1000.00	247.39	253.04	Complies
3	20R	5U	9.00	1000.00	109.75	112.26	Complies
4	10R	5U	18.00	1000.00	271.07	277.26	Complies
5	H	5U	63.00	1000.00	364.27	372.59	Complies
6	10L	5U	18.00	1000.00	252.19	257.95	Complies
7	20L	5U	9.00	1000.00	104.55	106.94	Complies
8	10L	V	31.50	1000.00	286.26	292.80	Complies
9	5L	V	81.00	1000.00	370.62	379.08	Complies
10	H	V	90.00	1000.00	376.57	385.17	Complies
11	5R	V	81.00	1000.00	366.84	375.22	Complies
12	10R	V	31.50	1000.00	290.15	296.78	Complies
13	20R	5D	9.00	1000.00	113.59	116.18	Complies
14	10R	5D	18.00	1000.00	279.67	286.06	Complies
15	H	5D	63.00	1000.00	385.53	394.33	Complies
16	10L	5D	18.00	1000.00	277.28	283.61	Complies
17	20L	5D	9.00	1000.00	107.84	110.30	Complies
18	5L	10D	18.00	1000.00	273.39	279.63	Complies
19	5R	10D	18.00	1000.00	266.06	272.14	Complies
20	All Directions Min		0.30	-	2.05	2.10	Complies
21	All Directions Max		-	1000.00	392.65	401.62	Complies

2.2.3. Sample No. 2, right side mounting, 24 LEDs lit together, test voltage 13.5V.

No.	Point of the measurement		Limits [cd]		Measured values [cd]		Conclusion
			Min.	Max.	30 minutes	1 minute	
1	5L	10U	18.00	1000.00	286.10	292.91	Complies
2	5R	10U	18.00	1000.00	335.63	343.61	Complies
3	20R	5U	9.00	1000.00	142.61	146.00	Complies
4	10R	5U	18.00	1000.00	361.39	369.99	Complies
5	H	5U	63.00	1000.00	416.29	426.19	Complies
6	10L	5U	18.00	1000.00	273.92	280.44	Complies
7	20L	5U	9.00	1000.00	123.02	125.95	Complies
8	10L	V	31.50	1000.00	299.49	306.61	Complies
9	5L	V	81.00	1000.00	423.86	433.94	Complies
10	H	V	90.00	1000.00	438.42	448.85	Complies
11	5R	V	81.00	1000.00	438.71	449.15	Complies
12	10R	V	31.50	1000.00	401.68	411.24	Complies
13	20R	5D	9.00	1000.00	139.27	142.58	Complies
14	10R	5D	18.00	1000.00	366.24	374.95	Complies
15	H	5D	63.00	1000.00	403.82	413.43	Complies
16	10L	5D	18.00	1000.00	264.94	271.24	Complies
17	20L	5D	9.00	1000.00	115.17	117.91	Complies
18	5L	10D	18.00	1000.00	289.70	296.59	Complies
19	5R	10D	18.00	1000.00	327.15	334.93	Complies
20	All Directions Min		0.30	-	2.22	2.27	Complies
21	All Directions Max		-	1000.00	446.67	457.30	Complies

2.2.4. Sample No. 2, failed mode, 21 LEDs lit together, test voltage 13.5V.

No.	Point of the measurement		Limits [cd]		Measured values [cd]		Conclusion
			Min.	Max.	30 minutes	1 minute	
1	5L	10U	18.00	1000.00	252.81	258.52	Complies
2	5R	10U	18.00	1000.00	278.93	285.22	Complies
3	20R	5U	9.00	1000.00	115.77	118.38	Complies
4	10R	5U	18.00	1000.00	305.44	312.33	Complies
5	H	5U	63.00	1000.00	368.21	376.52	Complies
6	10L	5U	18.00	1000.00	237.45	242.81	Complies
7	20L	5U	9.00	1000.00	102.96	105.28	Complies
8	10L	V	31.50	1000.00	254.18	259.92	Complies
9	5L	V	81.00	1000.00	379.84	388.41	Complies
10	H	V	90.00	1000.00	381.96	390.58	Complies
11	5R	V	81.00	1000.00	383.50	392.15	Complies
12	10R	V	31.50	1000.00	348.73	356.60	Complies
13	20R	5D	9.00	1000.00	112.49	115.03	Complies
14	10R	5D	18.00	1000.00	311.05	318.07	Complies
15	H	5D	63.00	1000.00	359.17	367.28	Complies
16	10L	5D	18.00	1000.00	221.57	226.57	Complies
17	20L	5D	9.00	1000.00	97.62	99.82	Complies
18	5L	10D	18.00	1000.00	246.37	251.93	Complies
19	5R	10D	18.00	1000.00	280.96	287.30	Complies
20	All Directions Min		0.30	-	1.96	2.00	Complies
21	All Directions Max		-	1000.00	389.62	398.41	Complies

2.3. Colour - Amber

2.3.1. Direction indicator lamp- Amber

Sample	Measured values		Limits		
	x	y	y ≤ x - 0.120	y ≥ 0.390	y ≥ 0.790 - 0.670 x
No. 1	0.5722	0.4176	Yes	Yes	Yes
No. 2	0.5729	0.4165	Yes	Yes	Yes

2.4. Apparent surface

2.4.1. Direction indicator lamp

Limit (I)	Limit (O)	Limit (U)	Limit (D)
24mm	24mm	24mm	24mm

3. Specimen submitted to test on : 2019-04-11 (YYYY-MM-DD)

4. Place of test : Jiangsu Huachen Vehicle Inspection Co., Ltd., Zhenjiang City, P.R. China

Date of test : 2019-04-22 (YYYY-MM-DD)

III. Enclosures

Manufacturer's information document No. : DOT-A-ECE-1156-00

Dated on : 2019-04-11 (YYYY-MM-DD)

IV. Statement of conformity

The information folder as mentioned under No. III and the type described therein are in compliance with the test specification mentioned above. The worst-case was selected in accordance with document “Preparation of Test Reports”.
The test report may be reproduced and published in full and by the client only. It can be reproduced partially with the written permission of the test laboratory only.

TÜV SÜD Auto Service GmbH is designated as Technical Service by:

Approval authority	Country	Registration-number
Kraftfahrt-Bundesamt (KBA)	Germany	KBA-P 00100-10
Vehicle Certification Agency (VCA)	United Kingdom	VCA-TS-006
Approval Authority of the Netherlands (RDW)	The Netherlands	RDWT-082-xx
National Standards Authority of Ireland (NSAI)	Ireland	Technical Service Number: 49
Vehicle Safety Certifi-cation Center (VSCC)	Taiwan	DE04-06-2

München, 2019-05-06
(yyyy-mm-dd)

Technischer Dienst Technical Service TÜV SÜD Auto Service GmbH 092

Henry Chen

Information folder No. :	DOT-A-ECE-1156-00
First application date :	April 11, 2019

1. Specification data

Type		DOT-A-ECE-1156
Function		Front direction indicator lamp
Color		Amber
Rated	Voltage	12V
	Wattage	4W
Application Regulation ECE		R50.00
Location of marking	Number and category of light source	24*LED Non-replaceable light source
		Marked on housing
	Trade mark	Custom Dynamics
		Marked on lens
	Approval mark	Marked on lens
Part number		DOT-A-ECE-JAE

2. Construction and material

Construction	Material	Remarks
Outer lens	PC	Color: Amber
Inner lens	PMMA	Color: Clear
Reflector	PC	AL vacuum vapour coating Painting on the inside surface Colour: Metal silver
Housing	Metal	Color: Black
Electrical Wiring	Copper covered with insulation	--

3. Name and address of manufacturer	:	Shanghai Jason Plastic Co., Ltd. B3, No. 108, Pengfeng Road, Malu Town, Jiading District, Shanghai, China
4. Name and address of the assembly plant	:	See 3.
5. Name and address of the manufacturer's representative	:	N/A

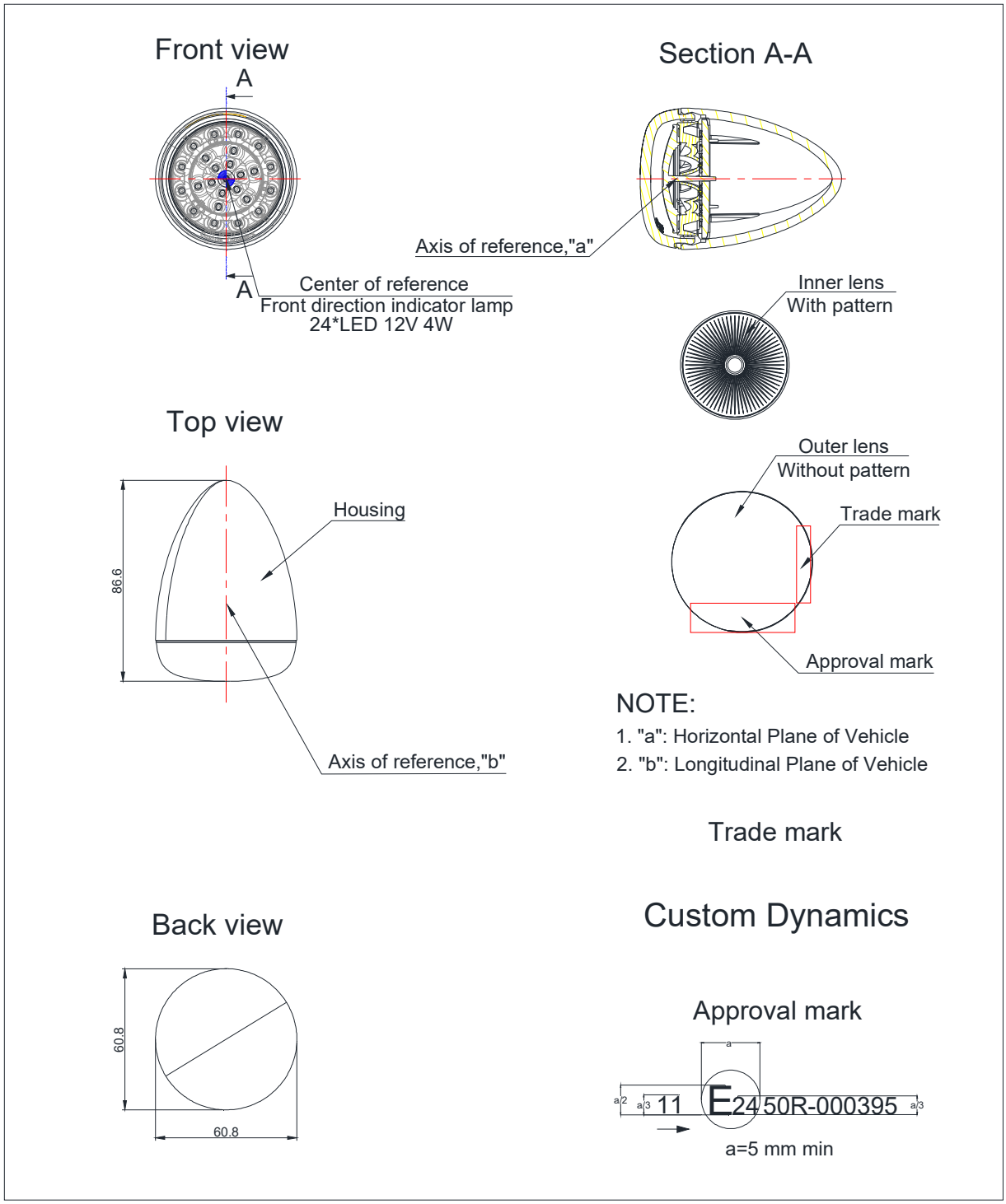

Product Type	DOT-A-ECE-1156
General assembly drawing (Left side)	
Drawing No.	DOT-A-ECE-1156-01

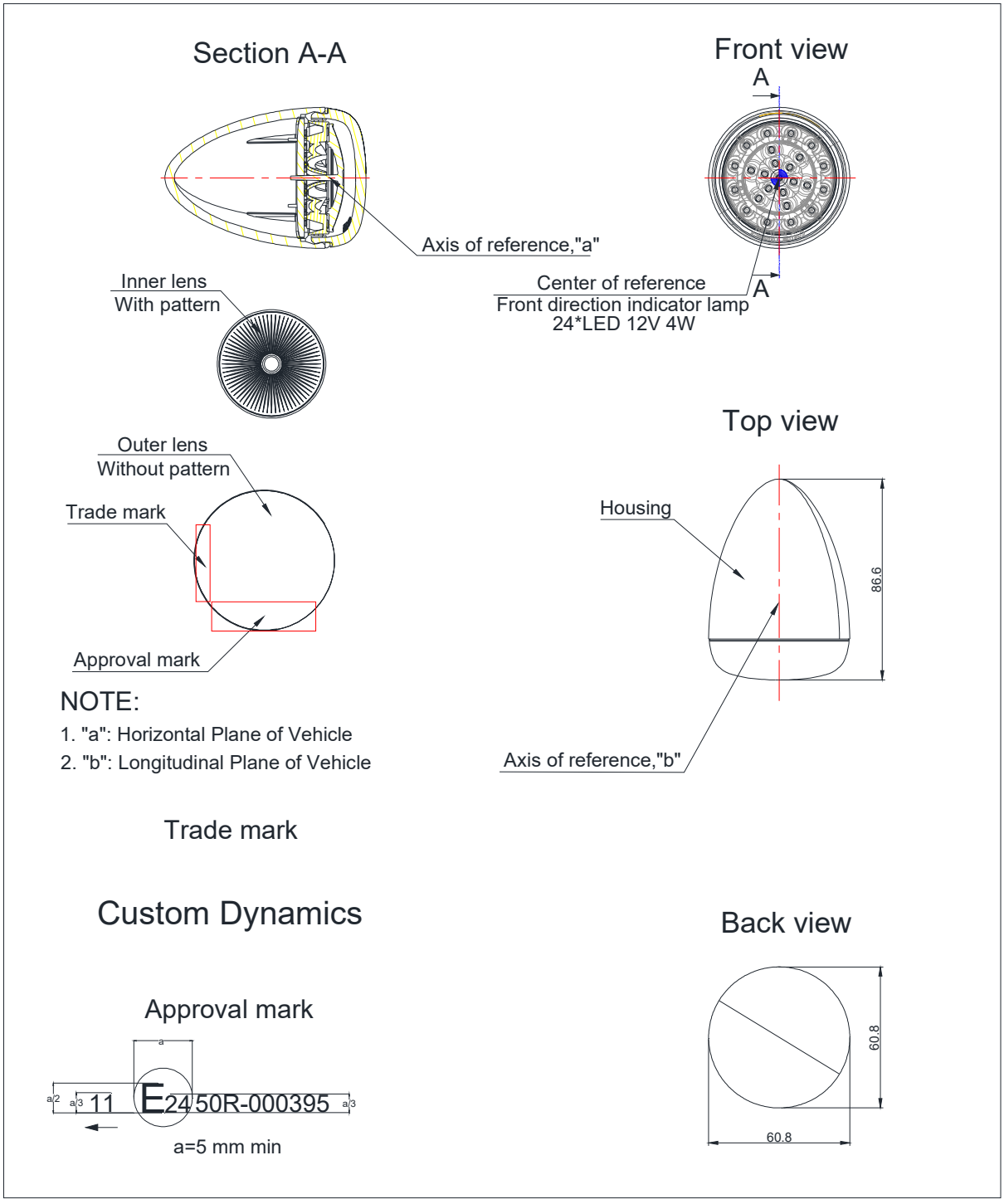

Product Type	DOT-A-ECE-1156
General assembly drawing (Right side)	
Drawing No.	DOT-A-ECE-1156-02

Front direction indicator lamp

24*LED 12V 4W

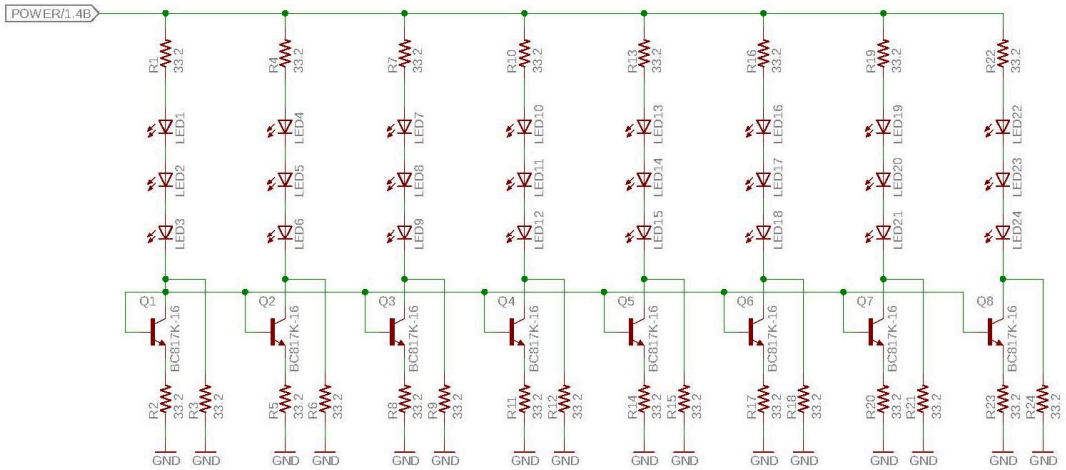

Product Type	DOT-A-ECE-1156
Led circuit diagram	
Drawing No.	DOT-A-ECE-1156-03

U= Upper limit

D= Down limit

I= Inside limit

O= Outside limit

⊕ :Reference center

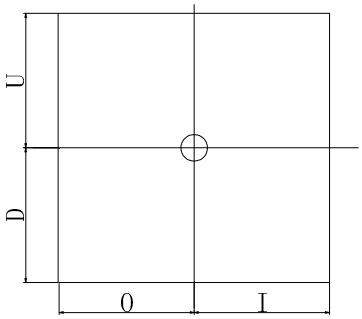

Apparent surface based on the

☐ Illuminating surface

☐ light-emitting surface (with outer lens)

☒ light-emitting surface (without outer lens)

Unit: mm

Function	Limit (O)	Limit (I)	Limit (U)	Limit (D)
Front direction indicator lamp	24	24	24	24
--	--	--	--	--